



BATTLE GROUND POLICE DEPARTMENT MONTHLY REPORT

September 2022

WORKLOAD

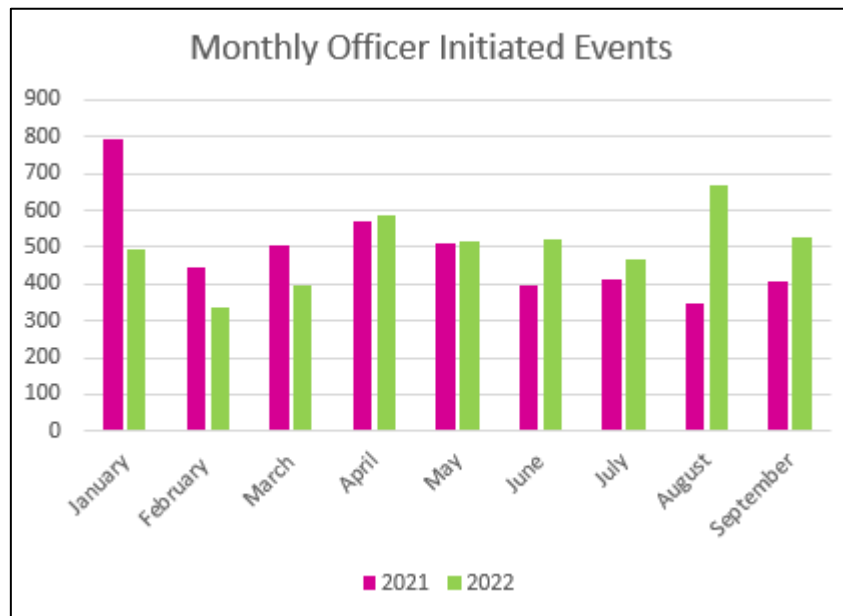
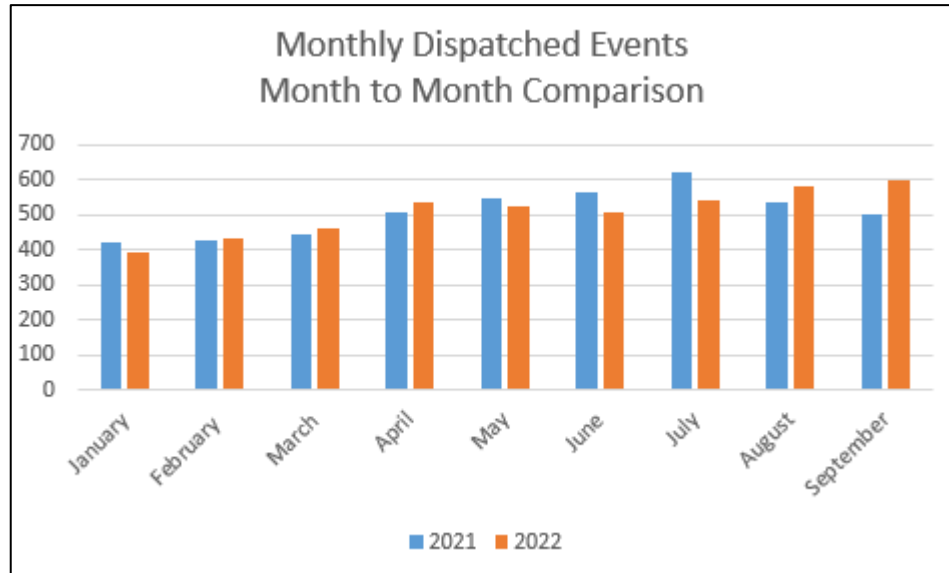
Workload is made of two components –

Dispatched Events and Officer Initiated Events.

Dispatched Events - are all events that are a result of a call for service that originates through the Communications Center or the Front Counter of the Police Department.

Officer Initiated Events - are events generated by the officer.

Officer initiated events are impacted by staffing levels.





BATTLE GROUND POLICE DEPARTMENT MONTHLY REPORT

September 2022

DEPARTMENT STATISTICS

This chart reflects a snapshot of Department Statistics for the month.

It's important to understand that Officer Initiated Activity and Officer Statistics may not match as one event can generate multiple arrests, citations, or reports.

Officer Statistics

	Current Month	YTD 2022	YTD 2021	% Difference
Dispatched Events	597	4584	4570	0.3%
Officer Initiated Events	528	4519	4389	3.0%
Reports	197	1451	1388	4.5%
Supplemental Reports	46	511	387	32.0%
Online Reports	10	45	76	-40.8%
Citations Issued	65	1075	831	29.4%
Parking Infractions	34	101	6	1583.3%
Parking Warnings	49	239	**	**
Impounded Vehicles	5	38	9	322.2%
Traffic Stops	196	1985	1651	20.2%
Sector Collisions	16	157	131	19.8%
Protection Orders Served	6	28	29	-3.4%
<i>** Newly collected statistic</i>				

Person Crimes Reported

	Current Month	YTD 2022	YTD 2021	% Difference
Homicide	0	1	0	100.0%
Kidnap	0	0	1	-100.0%
Felony Assault	6	15	12	25.0%
Misdemeanor Assault	6	62	53	17.0%
Harassment	5	18	16	12.5%
Sex Crimes-Adult Victim	0	10	6	66.7%
Sex Crimes-Juvenile Victim	1	11	5	120.0%
Robbery	0	2	4	-50.0%
Driving Under the Influence (DUI)	5	63	36	75.0%
Total Person Crimes	23	182	133	36.8%

Property Crimes Reported

	Current Month	YTD 2022	YTD 2021	% Difference
Residential Burglary	4	18	9	100.0%
Commercial Burglary	1	6	9	-33.3%
Burglary – Other	2	3	1	200.0%
Arson	1	1	0	100.0%
Theft (total)	22	289	238	21.4%
<i>Auto Theft</i>	6	39	27	44.4%
<i>Fraud</i>	5	34	34	0.0%
<i>Shoplifting</i>	3	69	49	40.8%
<i>Vehicle Prowls</i>	8	45	47	-4.3%
Malicious Mischief	4	52	83	-37.3%
Hit and Run	5	47	53	-11.3%
Total Property Crimes	39	416	393	5.9%

Misc Report Statistics

	Current Month	YTD 2022	YTD 2021	% Difference
Death Investigations *	1	17	17	0.0%
Suicides	1	1	1	0.0%
Suicide Threats and Attempts	0	26	21	23.8%
Missing Person/Runaway	2	25	11	127.3%



BATTLE GROUND POLICE DEPARTMENT MONTHLY REPORT

September 2022

RECORDS UNIT STATISTICS

Records Statistics				
	Current Month	YTD 2022	YTD 2021	% Difference
Public Record Requests	64	515	481	7.1%
Protection Orders Entered	7	81	98	-17.3%
Concealed Pistol Licenses	29	350	311	12.5%
Firearms Transfers	42	822	640	28.4%
Fingerprints	5	257	276	-6.9%
Court Filings - BGMC	135	1079	882	22.3%
Referrals - BGPA	33	40	21	90.5%
Referrals - CCPA	19	68	40	70.0%
Referrals - CJCPA	1	1	6	-83.3%
Referrals - JVPA	8	32	21	52.4%
APS Referrals	3	13	9	44.4%
CPS Referrals	7	32	41	-22.0%

Property and Evidence Statistics


	Current Month	YTD 2022	YTD 2021	% Difference
Property Items In	95	597	409	46.0%
Property Items Out	238	303	778	-61.1%
Drug Take Back in Pounds	0	458	362	26.5%

DETECTIVE UNIT STATISTICS

The Detective Unit caseload data resumed being collected in June 2022. This information does not reflect cases prior to that date as we did not have a mechanism to accurately collect these statistics.

Detective Caseload

	Current Month	YTD 2022	YTD 2021
New Cases Referred to Detectives	5	15	N/A
CPS Referrals	7	27	N/A
APS Referrals	2	12	N/A
Call Out	1	3	N/A
Online Reports	12	53	N/A
Search Warrants	1	6	N/A
Outside Agency Assist	0	2	N/A
Other Cases	2	2	N/A





BATTLE GROUND POLICE DEPARTMENT MONTHLY REPORT

September 2022

September Emphases

PATROL EMPHASIS STATISTICS

In addition to regular patrol activities, additional resources were dedicated to offer enhanced traffic enforcement and emphases at various locations in the city.

The location of each emphasis is subject to change on a monthly basis.

Speeding/DUI/Parking		
	Warnings	Citations
Speeding	31	8
Using Electronic Device	20	2
No Insurance	2	1
Other/Moving	8	0
Other/Non-Moving	15	1
No Valid Operator's License	1	0
Fail to Obey Traffic Signal	1	0
Parking Violation	34	39
Negligent Driving	0	0
Driving While Suspended	0	5
Driving Under the Influence	0	0
Total	112	56



September 2022

FOCUS
& GOALS

September's Round up

- Coffee with a Cop
- Sexual Assault Investigations Training
- Traffic and Parking Emphases resulting in 56 citations and 112 warnings

What's Ahead

- In-Service Training
- Detective Recruitment
- Entry & Lateral Officer Recruitment
- Drug Take Back Day - October 29th