



# BATTLE GROUND POLICE DEPARTMENT MONTHLY REPORT

## November 2022

### WORKLOAD

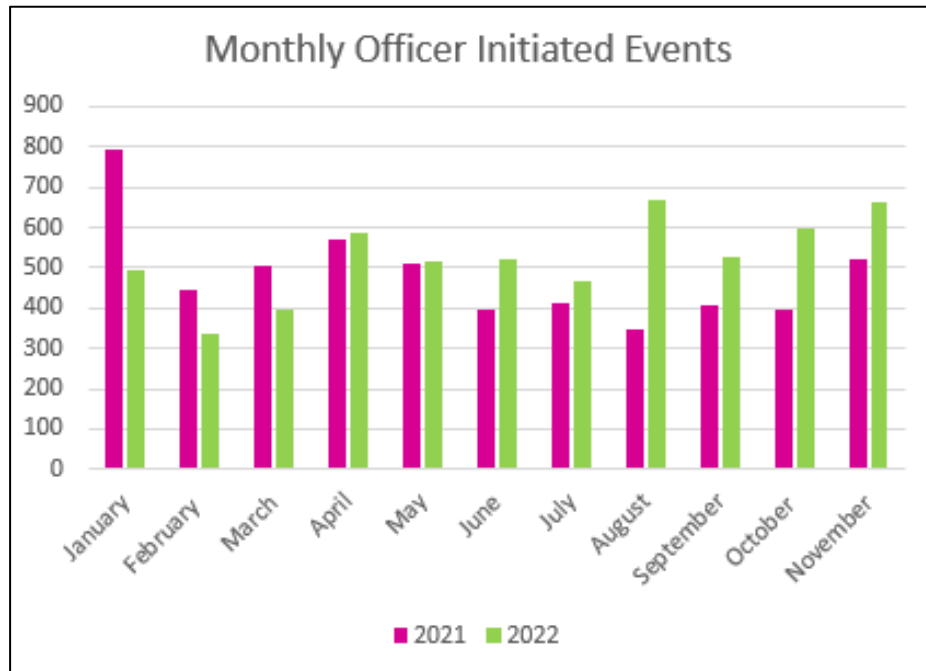
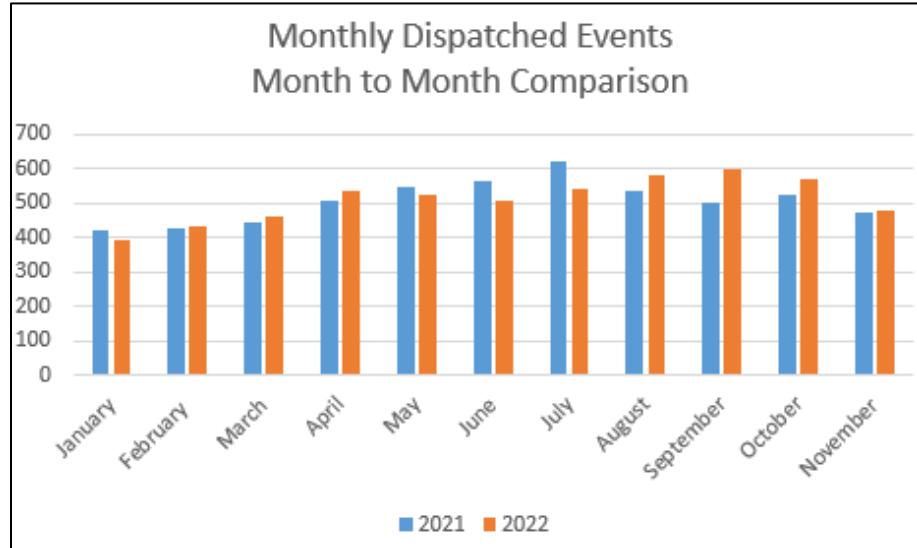
Workload is made of two components –

Dispatched Events and Officer Initiated Events.

Dispatched Events - are all events that are a result of a call for service that originates through the Communications Center or the Front Counter of the Police Department.

Officer Initiated Events - are events generated by the officer.

Officer initiated events are impacted by staffing levels.





# BATTLE GROUND POLICE DEPARTMENT MONTHLY REPORT

November 2022

## DEPARTMENT STATISTICS

This chart reflects a snapshot of Department Statistics for the month.

It's important to understand that Officer Initiated Activity and Officer Statistics may not match as one event can generate multiple arrests, citations, or reports.

### Officer Statistics

	Current Month	YTD 2022	YTD 2021	% Difference
Dispatched Events	477	5629	5569	1.1%
Officer Initiated Events	662	5780	5307	8.9%
Reports	273	1930	1724	11.9%
Supplemental Reports	99	704	493	42.8%
Online Reports	12	97	86	12.8%
Citations Issued	147	1437	1017	41.3%
Parking Infractions	54	220	53	315.1%
Parking Warnings	15	298	**	**
Impounded Vehicles	3	58	15	286.7%
Traffic Stops	181	2408	1988	21.1%
Sector Collisions	25	201	162	24.1%
Protection Orders Served	6	37	40	-7.5%
<i>** Newly collected statistic</i>				

### Person Crimes Reported

	Current Month	YTD 2022	YTD 2021	% Difference
Homicide	0	1	0	100.0%
Kidnap	0	0	1	-100.0%
Felony Assault	0	16	16	0.0%
Misdemeanor Assault	9	79	65	21.5%
Harassment	1	24	17	41.2%
Sex Crimes-Adult Victim	1	13	7	85.7%
Sex Crimes-Juvenile Victim	0	13	7	85.7%
Robbery	0	2	4	-50.0%
Driving Under the Influence (DUI)	7	77	51	51.0%
<b>Total Person Crimes</b>	<b>18</b>	<b>225</b>	<b>168</b>	<b>33.9%</b>

### Property Crimes Reported

	Current Month	YTD 2022	YTD 2021	% Difference
Residential Burglary	1	22	13	69.2%
Commercial Burglary	2	29	11	163.6%
Burglary - Other	0	3	2	50.0%
Arson	0	1	0	100.0%
Theft (total)	47	380	354	7.3%
<i>Auto Theft</i>	4	49	37	32.4%
<i>Fraud</i>	5	47	45	4.4%
<i>Other</i>	19	136	150	-9.1%
<i>Shoplifting</i>	17	97	62	56.5%
<i>Vehicle Prowls</i>	2	51	60	-15.0%
Malicious Mischief	6	64	111	-42.3%
Hit and Run	5	54	67	-19.4%
<b>Total Property Crimes</b>	<b>61</b>	<b>553</b>	<b>558</b>	<b>-0.9%</b>

### Misc Report Statistics

	Current Month	YTD 2022	YTD 2021	% Difference
Death Investigations *	1	20	24	-16.7%
Suicides	0	1	1	0.0%
Suicide Threats and Attempts	4	30	24	25.0%
Missing Person/Runaway	3	32	16	100.0%



# BATTLE GROUND POLICE DEPARTMENT MONTHLY REPORT

**November 2022**

## RECORDS UNIT STATISTICS

Records Statistics				
	Current Month	YTD 2022	YTD 2021	% Difference
Public Record Requests	67	652	591	10.3%
Protection Orders Entered	1	88	114	-22.8%
Concealed Pistol Licenses	49	436	367	18.8%
Firearms Transfers	84	969	793	22.2%
Fingerprints	35	330	336	-1.8%
Court Filings - BGMC	154	1442	1004	43.6%
Referrals - BGPA	1	11	24	-54.2%
Referrals - CCPA	7	91	51	78.4%
Referrals - CJCPA	0	3	8	-62.5%
Referrals - JVPA	3	49	28	75.0%
APS Referrals	0	14	12	16.7%
CPS Referrals	1	39	52	-25.0%

## Property and Evidence Statistics

	Current Month	YTD 2022	YTD 2021	% Difference
Property Items In	86	769	502	53.2%
Property Items Out	13	321	923	-65.2%
Drug Take Back in Pounds	60	618	512	20.7%


## DETECTIVE UNIT STATISTICS

The Detective Unit caseload data resumed being collected in June 2022. This information does not reflect cases prior to that date as we did not have a mechanism to accurately collect these statistics.

## Detective Caseload

	Current Month	YTD 2022	YTD 2021
New Cases Referred to Detectives	1	23	N/A
CPS Referrals	6	38	N/A
APS Referrals	5	19	N/A
Call Out	1	7	N/A
Online Reports	18	77	N/A
Search Warrants	3	11	N/A
Outside Agency Assist	1	4	N/A
Other Cases	1	3	N/A

Detective Caseload





# BATTLE GROUND POLICE DEPARTMENT MONTHLY REPORT

**November 2022**

## November Emphases

Emphasis Locations:

- North Parkway Avenue
- South Parkway Avenue
- West Main Street
- SW 10<sup>th</sup> Avenue
- SE Grace Avenue
- SE Rasmussen Boulevard

### PATROL EMPHASIS STATISTICS

In addition to regular patrol activities, additional resources were dedicated to offer enhanced traffic enforcement and emphases at various locations in the city.

The location of each emphasis is subject to change on a monthly basis.

Speeding/DUI/Parking		
	Warnings	Citations
Speeding	42	22
Using Electronic Device	14	5
No Insurance	3	2
Other/Moving	12	2
Other/Non-Moving	13	4
No Valid Operator's License	1	2
Fail to Obey Traffic Signal	1	0
Parking Violation	91	83
Negligent Driving	0	0
Driving While Suspended	0	3
Driving Under the Influence	0	1
<b>Total</b>	<b>177</b>	<b>124</b>



FOCUS  
& GOALS

### November's Round up

- Entry & Lateral Officer Recruitment
- Washington Association of Sheriffs and Police Chiefs 2022 Fall Conference
- Handgun Red Dot Sight Instructor Training

### What's Ahead

- Shop with a Cop, December 3<sup>rd</sup>
- Hiring Lateral Officer Jeff Cabanting-Rafael
- In-Service Training, December 12<sup>th</sup> & 16<sup>th</sup>
- Special Olympics Recognition Event, December 13<sup>th</sup>
- Night of 1000 Stars Awards Ceremony, December 17<sup>th</sup>