



BATTLE GROUND POLICE DEPARTMENT MONTHLY REPORT

July 2022

WORKLOAD

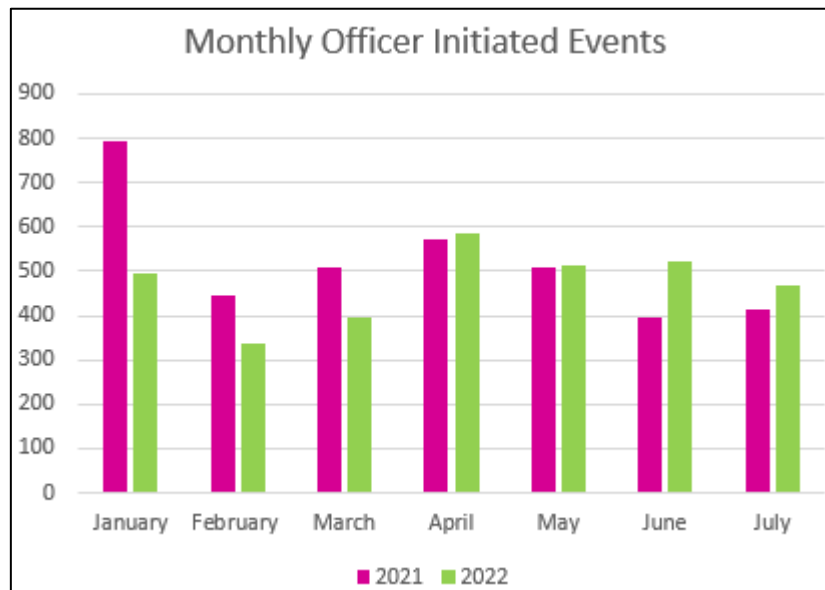
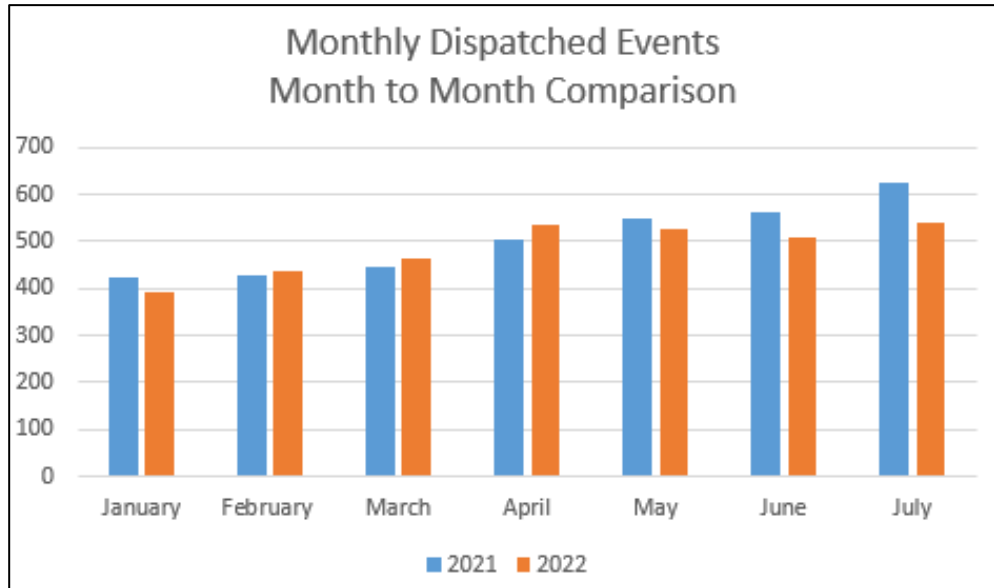
Workload is made of two components –

Dispatched Events and Officer Initiated Events.

Dispatched Events - are all events that are a result of a call for service that originates through the Communications Center or the Front Counter of the Police Department.

Officer Initiated Events - are events generated by the officer.

Officer initiated events are impacted by staffing levels.





BATTLE GROUND POLICE DEPARTMENT MONTHLY REPORT

July 2022

DEPARTMENT STATISTICS

This chart reflects a snapshot of Department Statistics for the month.

It's important to understand that Officer Initiated Activity and Officer Statistics may not match as one event can generate multiple arrests, citations, or reports.

Officer Statistics

	Current Month	YTD 2022	YTD 2021	% Difference
Dispatched Events	539	3403	3532	-3.7%
Officer Initiated Events	466	3320	3636	-8.7%
Reports	160	1072	1030	4.1%
Supplemental Reports	51	396	285	38.9%
Online Reports	1	29	58	-50.0%
Citations Issued	151	805	666	20.9%
Parking Infractions	1	4	6	-33.3%
Parking Warnings	28	157	52	201.9%
Impounded Vehicles	5	23	9	155.6%
Traffic Stops	225	1412	1291	9.4%
Sector Collisions	21	119	96	24.0%
Protection Orders Served	3	21	14	50.0%

Person Crimes Reported

	Current Month	YTD 2022	YTD 2021	% Difference
Homicide	0	1	0	100.0%
Kidnap	0	0	1	-100.0%
Felony Assault	1	8	9	-11.1%
Misdemeanor Assault	16	48	45	6.7%
Harassment	3	11	10	10.0%
Sex Crimes-Adult Victim	1	8	5	60.0%
Sex Crimes-Juvenile Victim	1	9	4	125.0%
Robbery	0	2	4	-50.0%
Driving Under the Influence (DUI)	8	43	31	38.7%
Total Person Crimes	30	130	109	19.3%

Property Crimes Reported

	Current Month	YTD 2022	YTD 2021	% Difference
Residential Burglary	1	14	8	75.0%
Commercial Burglary	0	2	7	-71.4%
Burglary - Other	0	1	1	0.0%
Arson	0	0	0	0.0%
Theft (total)	21	230	195	17.9%
<i>Auto Theft</i>	4	31	14	121.4%
<i>Fraud</i>	1	20	23	-13.0%
<i>Shoplifting</i>	5	56	37	51.4%
<i>Vehicle Prowls</i>	4	34	26	30.8%
Malicious Mischief	6	39	60	-35.0%
Hit and Run	5	35	43	-18.6%
Total Property Crimes	33	321	103	211.7%

Misc Report Statistics

	Current Month	YTD 2022	YTD 2021	% Difference
Death Investigations *	5	15	13	15.4%
Suicides	0	0	1	-100.0%
Suicide Threats and Attempts	4	24	18	33.3%
Missing Person/Runaway	1	18	8	125.0%



BATTLE GROUND POLICE DEPARTMENT MONTHLY REPORT

July 2022

RECORDS UNIT STATISTICS

Records Statistics				
	Current Month	YTD 2022	YTD 2021	% Difference
Public Record Requests	77	382	362	5.5%
Protection Orders Entered	20	66	64	3.1%
Concealed Pistol Licenses	38	272	248	9.7%
Firearms Transfers	86	732	492	48.8%
Fingerprints	24	214	222	-3.6%
Court Filings - BGMC	126	733	666	10.1%
Referrals - BGPA	0	6	16	-62.5%
Referrals - CCPA	8	41	35	17.1%
Referrals - CJCPA	0	0	6	-100.0%
Referrals - JVPA	1	21	18	16.7%
APS Referrals	2	9	7	28.6%
CPS Referrals	1	21	37	-43.2%

Property and Evidence Statistics


	Current Month	YTD 2022	YTD 2021	% Difference
Property Items In	50	440	321	37.1%
Property Items Out	12	54	290	-81.4%
Drug Take Back in Pounds	90	418	247	69.2%

DETECTIVE UNIT STATISTICS

The Detective Unit caseload data resumed being collected in June 2022. This information does not reflect cases prior to that date as we did not have a mechanism to accurately collect these statistics.

Detective Caseload

	Current Month	YTD 2022	YTD 2021
New Cases Referred to Detectives	4	8	N/A
Online Reports	20	38	N/A
CPS Referrals	4	15	N/A
APS Referrals	3	7	N/A
Search Warrants	0	5	N/A
Call Out	0	2	N/A
Outside Agency Assist	0	1	N/A
Other Cases	0	0	N/A





BATTLE GROUND POLICE DEPARTMENT MONTHLY REPORT

July 2022

PATROL EMPHASIS STATISTICS

In addition to regular patrol activities, additional resources were dedicated to offer enhanced traffic enforcement and emphases at various locations in the city.

The location of each emphasis is subject to change on a monthly basis.

Emphasis Locations – July

- North Parkway Avenue from 6th Street to Onsdorff Boulevard
- West Main Street from Parkway to NW 5th Avenue
- SE Rasmussen Boulevard from Parkway Avenue to Grace Avenue
- South Parkway Avenue from Main Street to Rasmussen Boulevard
- SW 20th Avenue from Main Street to SW 11th Street
- NE 239th Street from NW 20th Avenue to NW 33rd Avenue

Speeding/Distracted Driving		
	Warnings	Citations
Speeding	27	44
Using Electronic Device	6	8
No Insurance	2	4
Other/Moving	4	0
Other/Non-Moving	6	4
No Valid Operator's License	0	1
Total	45	61



FOCUS
& GOALS

July's Round up

- Officer Josh Phelps was promoted to Sergeant
- Harvest Days , July 15th-17th
- LEOSA Annual Qualification Day, July 18th
- Instructor Development Training (Firearms), July 18th
- Five Traffic Emphases resulting in 61 citations and 45 warnings

What's Ahead

- National Night Out, August 2nd
- Promotion of Detective Sergeant Jason Perdue to Lieutenant
- Firearms Training, August 10th & 22nd
- Active Threat Training
- School Resource Officer Recruitment