



# BATTLE GROUND POLICE DEPARTMENT MONTHLY REPORT

August 2022

## WORKLOAD

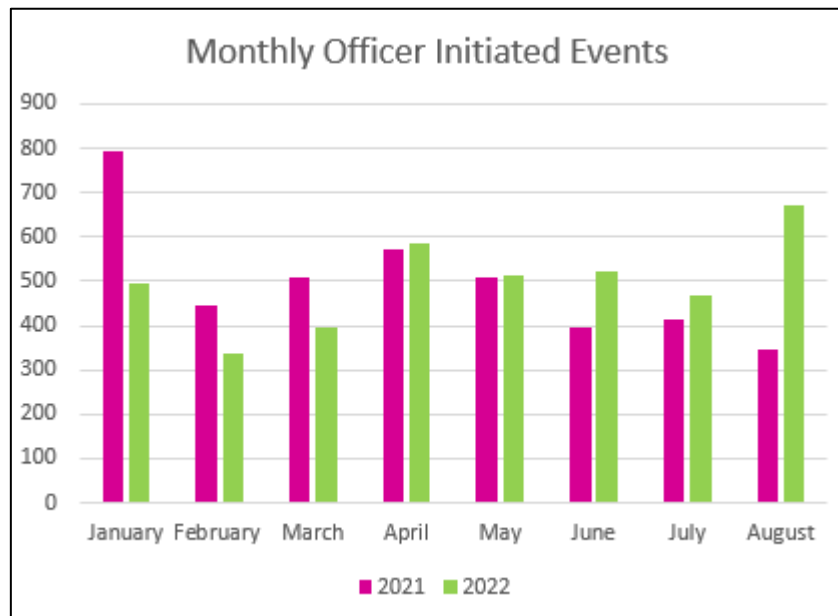
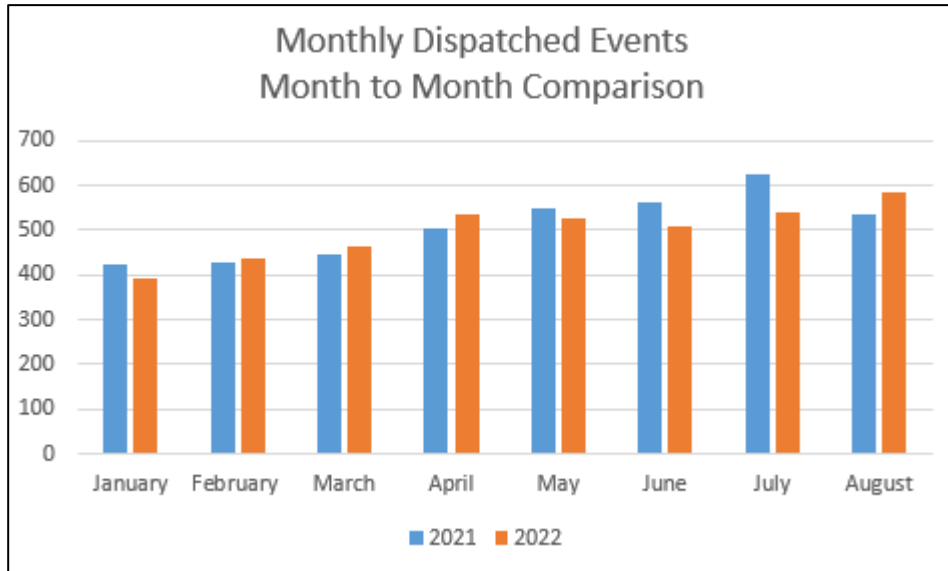
Workload is made of two components –

Dispatched Events and Officer Initiated Events.

Dispatched Events - are all events that are a result of a call for service that originates through the Communications Center or the Front Counter of the Police Department.

Officer Initiated Events - are events generated by the officer.

Officer initiated events are impacted by staffing levels.





# BATTLE GROUND POLICE DEPARTMENT MONTHLY REPORT

August 2022

## DEPARTMENT STATISTICS

This chart reflects a snapshot of Department Statistics for the month.

It's important to understand that Officer Initiated Activity and Officer Statistics may not match as one event can generate multiple arrests, citations, or reports.

### Officer Statistics

	Current Month	YTD 2022	YTD 2021	% Difference
Dispatched Events	584	3987	4069	-2.0%
Officer Initiated Events Reports	671	3991	3984	0.2%
Supplemental Reports	182	1254	1236	1.5%
Online Reports	69	465	330	40.9%
Online Reports	6	35	66	-47.0%
Citations Issued	205	1010	755	33.8%
Parking Infractions	63	67	6	1016.7%
Parking Warnings	56	190	**	**
Impounded Vehicles	10	33	9	266.7%
Traffic Stops	*	*	1466	-100.0%
Sector Collisions	22	141	112	25.9%
Protection Orders Served	1	22	22	0.0%
* Data currently unavailable for August				
** Newly collected statistic				

### Person Crimes Reported

	Current Month	YTD 2022	YTD 2021	% Difference
Homicide	0	1	0	100.0%
Kidnap	0	0	1	-100.0%
Felony Assault	1	9	10	-10.0%
Misdemeanor Assault	8	56	47	19.1%
Harassment	2	13	14	-7.1%
Sex Crimes-Adult Victim	2	10	5	100.0%
Sex Crimes-Juvenile Victim	1	10	5	100.0%
Robbery	0	2	4	-50.0%
Driving Under the Influence (DUI)	15	58	32	81.3%
<b>Total Person Crimes</b>	<b>29</b>	<b>159</b>	<b>118</b>	<b>34.7%</b>

### Property Crimes Reported

	Current Month	YTD 2022	YTD 2021	% Difference
Residential Burglary	0	14	9	55.6%
Commercial Burglary	3	5	7	-28.6%
Burglary - Other	0	1	1	0.0%
Arson	0	0	0	0.0%
Theft (total)	37	267	238	12.2%
<i>Auto Theft</i>	2	33	21	57.1%
<i>Fraud</i>	9	29	28	3.6%
<i>Shoplifting</i>	10	66	44	50.0%
<i>Vehicle Prowls</i>	3	37	37	0.0%
Malicious Mischief	8	48	71	-32.4%
Hit and Run	7	42	47	-10.6%
<b>Total Property Crimes</b>	<b>55</b>	<b>377</b>	<b>373</b>	<b>1.1%</b>

### Misc Report Statistics

	Current Month	YTD 2022	YTD 2021	% Difference
Death Investigations *	1	16	16	0.0%
Suicides	0	0	1	-100.0%
Suicide Threats and Attempts	2	26	21	23.8%
Missing Person/Runaway	5	23	9	155.6%



# BATTLE GROUND POLICE DEPARTMENT MONTHLY REPORT

August 2022

## RECORDS UNIT STATISTICS

Records Statistics				
	Current Month	YTD 2022	YTD 2021	% Difference
Public Record Requests	69	451	421	7.1%
Protection Orders Entered	8	74	80	-7.5%
Concealed Pistol Licenses	49	321	285	12.6%
Firearms Transfers	48	780	569	37.1%
Fingerprints	38	252	249	1.2%
Court Filings - BGMC	211	944	749	26.0%
Referrals - BGPA	1	7	18	-61.1%
Referrals - CCPA	8	49	37	32.4%
Referrals - CJCPA	0	0	6	-100.0%
Referrals - JVPA	3	24	20	20.0%
APS Referrals	1	10	9	11.1%
CPS Referrals	4	25	39	-35.9%

## Property and Evidence Statistics

	Current Month	YTD 2022	YTD 2021	% Difference
Property Items In	62	502	366	37.2%
Property Items Out	11	65	476	-86.3%
Drug Take Back in Pounds	40	458	299	53.2%


## DETECTIVE UNIT STATISTICS

The Detective Unit caseload data resumed being collected in June 2022. This information does not reflect cases prior to that date as we did not have a mechanism to accurately collect these statistics.

## Detective Caseload

	Current Month	YTD 2022	YTD 2021
New Cases Referred to Detectives	*	8	N/A
Online Reports	*	38	N/A
CPS Referrals	*	15	N/A
APS Referrals	*	7	N/A
Search Warrants	*	5	N/A
Call Out	*	2	N/A
Outside Agency Assist	*	1	N/A
Other Cases	*	0	N/A
* Data currently unavailable for August			

Detective Caseload





# BATTLE GROUND POLICE DEPARTMENT MONTHLY REPORT

**August 2022**



## August Emphases

### PATROL EMPHASIS STATISTICS

In addition to regular patrol activities, additional resources were dedicated to offer enhanced traffic enforcement and emphases at various locations in the city.

The location of each emphasis is subject to change on a monthly basis.

Speeding/DUI/Parking		
	Warnings	Citations
Speeding	58	30
Using Electronic Device	9	2
No Insurance	4	2
Other/Moving	28	6
Other/Non-Moving	14	2
No Valid Operator's License	0	1
Fail to Obey Traffic Signal	2	0
Parking Violation	36	90
Negligent Driving	0	1
Driving While Suspended	0	4
Driving Under the Influence	0	4
<b>Total</b>	<b>151</b>	<b>142</b>



FOCUS  
& GOALS

## August's Round up

- Sergeant Jason Perdue promoted to Lieutenant.
- National Night Out, August 2<sup>nd</sup>
- Firearms Training completed on August 10<sup>th</sup> & 22<sup>nd</sup>
- Active Threat Training completed on August 11<sup>th</sup> & 23<sup>rd</sup>
- Selection of School Resource Officer Kinlaw
- Traffic and Parking Emphases resulting in 142 citations and 151 warnings

## What's Ahead

- Patrol Tactics Training
- Coffee with a Cop
- Entry & Lateral Officer Recruitment